

GRAN TURISMO 45

INVENTORY





TABLE OF CONTENTS

<u>General spécifications</u>	1
<u>Deck equipment</u>	4
<u>Interior fittings</u>	11
<u>Engine</u>	17
<u>Électricity</u>	20
<u>Plumbing</u>	21
<u>Guided tour of the GT 45</u>	25





GENERAL SPECIFICATIONS

**2 CABINS 2 BATHROOMS LOWER SALOON
ALPI GREY WALNUT**

GENERAL SPECIFICATIONS [BACK TO TABLE OF CONTENTS](#)

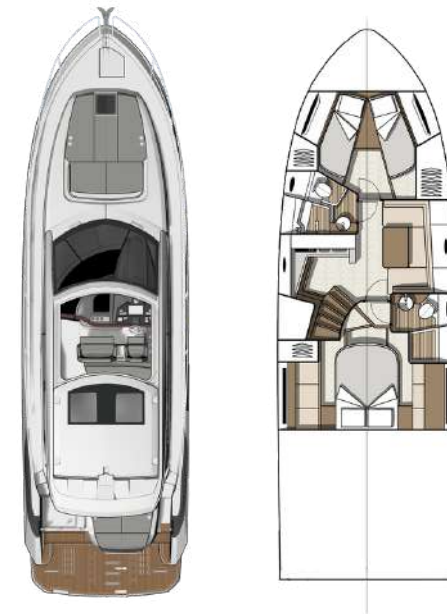
- L.O.A : 14,98 m / 48'6"
- Hull length : 13,50 m / 44'3"
- Overall width : 4,20 m / 13'9"
- Beam : 4,15 m / 13'7"
- Draught : 1,20 m / 3'9"
- Air draft : 4,59 m / 15'
- Light displacement (EC) : 11 241 kg / 24,782 lbs
- Fuel capacity : 2 x 450 L / 2 x 119 US Gal
- Freshwater capacity : 2 x 200 L / 2 x 53 US Gal
- Maximum engine power : 2 x 279 KW 380 CV

ARCHITECTS / DESIGNERS :

- Naval Architect : Beneteau Power Boats & MICAD
- Design : Andreani Design

EC CERTIFICATION :

Category B - 12 people • Category C - 12 people



CONSTRUCTION :

Hull :

- Air Step system ®
- White hull
- Composition :
 - Sandwich (Polyester resin - Glass fiber - Balsa core)
 - Hull counter moulding laminated in monolithic (Polyester resin - Glass fiber)
- 8 opening portholes

Deck :




- Composition :
 - Sandwich (Polyester resin - Glass fiber - Balsa core)
 - Deck counter moulding laminated in monolithic (Polyester resin - Glass fiber)

CONFORT TRIM LEVEL :


- 49 L Cockpit refrigerator
- Audio Pack Fusion: Fusion RA210 + 2 Speakers
- Garmin 12" Multifunction screen
- Port and starboard sliding windows





ELECTRONIC PACK

- Induction charging station (mobile telephone) 
- Ship control (web server)
- Broadband 4G Garmin radar
- Garmin 8416 Multifunction screen + Depth sounder (in place of the 12") 
- Garmin autopilot 
- 315i VHF + Garmin 800 AIS

PACK PREMIUM FOREDECK BORA BORA 07

- Forward sun deck: Retractable canopy 
- Forward sun deck: cushion + Protective cover + 2 Cup holders
- Forward sun deck: Courtesy lighting

SPORT CHIC PLUS PACK

- Glazed cockpit door + Aft electric bay window 
- Wheel helm upgrade 
- Carbon fiber anthracite cockpit padding
- Cockpit : LED strip
- Interior : White-laquer finished furniture



A photograph showing the interior of a yacht's deck. The space is bright and modern, featuring white upholstered seating with blue and white cushions. A wooden table is positioned in the center, holding a vase with greenery. The background shows a harbor with other boats and buildings under a clear blue sky. The image is framed by a white curved border at the bottom.

DECK EQUIPMENTS

MOORING LINES – MOORING – SECURITY

- Bow fitting with anchor securing system
- 1 000 W Electric windlass (with remote control) 📷
- 2 Forward cleats, 2 central and 2 aft in stainless steel
- Semi-high security system for 6 people
- Complete mooring kit

SAFETY ON DECK

- Half open pulpit in stainless steel with guardrail and hand rail
- 2 Stainless steel handrails on access to side decks steps

COCKPIT 📷

- Solid wood cockpit floor
- Self-bailing cockpit
- Access through a gate with safety catch
- Cockpit windows
- 8 persons saloon 📷
- Solid wood cockpit table 📷
- 4 Storage lockers (under the seats) 📷
- Cockpit galley with sink, foldaway tap, Stowage & Bin 📷
- Engine access hatch 📷



DECK EQUIPMENTS

[BACK TO TABLE OF CONTENTS](#)

- Space for cased life-raft
- Cockpit shower with mixer tap 📷
- Swim platform (3,62 x 1,33m / 11'11" x 4'4") + Swimming ladder
- Hand rail on aft transom
- Bora Bora 07 exterior upholstery
- Sun bed 📷
- Tender garage : 📷
 - Electrically-opened, using 2 electric struts
 - Access to engine room by the garage
- Aft galley featuring BBQ grill Kenyon 📷
- Television 📷
- Cockpit windows with opening portholes to port and starboard 📷
- Electric rear window 📷
- Black Sunworker sunshade for the cockpit 📷
- Protective cover for rear sundeck
- Dockside freshwater inlet
- Rear lighting (hard-top)
- Deck floodlight
- 220V socket



STEERING STATION

- Polyester, Steering station to starboard 📷
- Pilot seat with function Bolster 📷
- Double bench seat with Bolster 📷
- Foldable footrest 📷
- Pilot and co-pilot upholstery matching the cockpit saloon
- 2 Handrails
- Grey Black (RAL 7021) dashtop & console with gloss black trim pieces
- Volvo 4" screen
- Hard-top in polyester with built-in electric sunroof 📷
- Glass windscreen with 2 fitted electric wipers 📷
- Anti-reflection covering under windscreen in grained polyester
- 4 Cup holders 📷

ELECTRONICS – NAVIGATION

- Bow thruster
- System Flaps: ZipWake automatic trim





INTERIOR FITTINGS

INTERIOR FITTINGS [BACK TO TABLE OF CONTENTS](#)

- 3 gloss Alpi grey walnut woodwork
- Brown oak laminated floors
- Direct and indirect lighting LED
- Webasto forced-air fuel heater

GALLEY 📷

Headroom: 1,95m / 6'5"

- Double stainless steel sink, with mixer 📷
- Ceramic hob 📷
- White corian type worktop
- 218 l Fridge Freezer 📷
- Microwave 230V Walnut Grey Thread 📷
- 6 place setting dishwasher Walnut Fil Gris 📷
- Covered stowage drawer
- Bin
- Units with white
- 4 Storage cupboards
- 1 Hull window with built-in opening porthole • 2 220 V Sockets
- Leather covered handrails 📷



SALOON 📷

Headroom: 1,99m / 6'6"

- 4 person sofa, upholstery Crevin Club 07 fabric convertible into double bed
- Wooden table, grey walnut - Stainless steel foot
- 4 Storage cupboards
- 2 Storage lockers (under the seats)
- 2 Light wells
- 1 Hull window with built-in opening porthole
- 1 220 V socket
- Direct and indirect lighting

VIP CABIN (FORWARD) 📷

Headroom: 1,94m / 6'4"

- 2 single beds (sliding system)
- Slatted bed base + Marine mattress
- 2 Reading lights
- 2 Shelving unit 📷
- 2 Hanger closets 📷
- 1 Cupboard with shelves
- 1 220 V socket



INTERIOR FITTINGS [BACK TO TABLE OF CONTENTS](#)

- 2 Panorama windows with opening ports and shutters
- Opening deck hatch with mosquito screen/blind
- Direct and indirect lighting

VIP HEAD COMPARTMENT (FORWARD) 📷

Headroom: 1,95m / 6'5"

- Basin with mixer tap 📷
- Mirror
- 2 Storage cupboards
- 1 Opening porthole
- Shower separated by translucent door 📷
- Quiet Flush electric toilet 📷
- Slatted floor
- 2 220 V Sockets

OWNER'S CABIN (AFT) 📷

Headroom: 1,93m / 6'4"

- Double berth (1,50 x 1,99m / 4'11" x 6'6")
- Slatted bed base + Marine mattress



INTERIOR FITTINGS [BACK TO TABLE OF CONTENTS](#)

- Padded headboard with indirect lighting 📷
- 3 Storage lockers
- 1 Hanging locker 📷
- Position intended for television (22")
- 2 220 V Sockets
- 2 Panorama windows with opening ports and shutters
- 1 Light well with shutter

OWNER'S HEAD COMPARTMENT (AFT) 📷

Headroom: 1,98m / 6'6"

- Basin with mixer tap 📷
- Mirror
- 3 Storage cupboards
- 1 Opening porthole
- Shower separated by translucent door 📷
- Quiet Flush electric toilet 📷
- Slatted floor
- 1 220 V socket





ENGINE

Volvo Diesel Z-drive 2 x D6 380 CV + Joystick

17h sailing

ENGINE

- Propulsion Z-Drive
- Engine Volvo Diesel Z-drive 2 x D6 380 CV + Joystick
- Throttle & controls
 - Neutral (Activation of neutral)
 - Station (Activation of the station)
 - Trim (Trim adjustment)
- Joystick Docking
- Fuel filter with decanter
- Seawater filter
- Air intakes on the deck for engine compartment cooling
- Engine room foam soundproofed
- Fire extinguishing system activated from the steering station
- Stainless steel fuel filler
- 2 x 450 L / 119 US Gal Aluminum fuel tanks
- Steering system :
 - Electric steering
 - 2 Bases or Pods with counter-rotating spirals
 - Electrical engine controls



MOTORISATION

- Volvo Z-Drive :
 - Trip computer
 - Cruise control
 - Tow mode
 - Single lever
 - Power trim assistant





ELECTRICITY - PLUMBING - GAS

ELECTRICITY

- 2 Engine batteries (12V - 115Ah) + 3 Service batteries (12V - 115Ah)
- + Electrical gauge
- 1 Extinguisher
- Power distributor
- Battery charger (12V - 40Ah)
- Interior sockets 220 V
- Shore power socket (220V - 32A)
- Spotlights and LED reading lights

PLUMBING

- 2 Roto moulded water tanks, capacity of 200 L / 53 US Gal each +
Electrical gauge
- Stainless steel water filler
- Water pump for pressurising hot/cold water system
- 40 L / 11 US Gal water heater working off engine exchanger and
220 V



PLUMBING [BACK TO TABLE OF CONTENTS](#)

- 2 Bilge pumps :
 - 2 Electric bilge pumps (50L/minute)
 - 1 Manual bilge pump (30L/minute)
- 120 L / 32 US Gal rigid holding tank

SMART BOARD

"SEANAPPS" smart technology :

- For monitoring the boat's status and receiving alerts as well as maintenance advice via the associated mobile application.
- The type of information collected (GPS position, batteries, engine info, navigation data, etc.) varies according to the boat's configuration



A guided tour ?





Contact us



www.top-marine.fr



(+33)06 59 12 50 29



Quai des marchands 14800 Deauville

[BACK TO TOP](#)



[BACK TO TOP](#)



[BACK TO TOP](#)



[BACK TO TOP](#)



[BACK TO TOP](#)



[BACK TO TOP](#)



[BACK TO TOP](#)



[BACK TO TOP](#)



[BACK TO TOP](#)





[BACK TO TOP](#)

[BACK TO TOP](#)



[BACK TO TOP](#)



[BACK TO TOP](#)



[BACK TO TOP](#)



[BACK TO TOP](#)



[BACK TO TOP](#)



BACK TO TOP



[BACK TO TOP](#)



[BACK TO TOP](#)



[BACK TO TOP](#)



[BACK TO TOP](#)



[BACK TO TOP](#)



[BACK TO TOP](#)



[BACK TO TOP](#)



[BACK TO TOP](#)



[BACK TO TOP](#)



[BACK TO TOP](#)



[BACK TO TOP](#)



Electrolux
Model E9L2500RD
PNC 911026022

Top WDP6-3705
220-240V-50Hz IPX1
1250W ● AA
EN 20135206

Made in China
CE
Electrolux Appliances AG
Al. Poarta Noi 23
51171 Horia-Pușcină, România



8:88



Electrolux

[BACK TO TOP](#)



[BACK TO TOP](#)



[BACK TO TOP](#)



[BACK TO TOP](#)



[BACK TO TOP](#)



[BACK TO TOP](#)



[BACK TO TOP](#)



[BACK TO TOP](#)



[BACK TO TOP](#)



[BACK TO TOP](#)



[BACK TO TOP](#)



[BACK TO TOP](#)



[BACK TO TOP](#)



[BACK TO TOP](#)



[BACK TO TOP](#)



[BACK TO TOP](#)



[BACK TO TOP](#)



BACK TO TOP

